

Migrating Dynamics CRM to the Microsoft Azure Cloud

A Quick, Comprehensive, and Automated Approach

CORENT WHITE PAPER:

Dynamics CRM

Cloud Migration as a Service using SurPaaS® MaaS™

Steps in Migration:

- > Analyze the application
- > Choose your Cloud
- > Migrate or SaaS enable

Migrating Dynamics CRM to the Microsoft Azure Cloud

Rapidly, Reliably, and Confidently

Introduction

There are many organizations in the industry who would like to migrate their application to the Cloud for its superior advantages. However, in the case of applications like Dynamics CRM, organizations might prefer to use on-premise Dynamics CRM version rather than Dynamics CRM Online for some business reasons, such as existing investments in custom module developments and licenses.

- Migrating a complex application like Dynamics CRM to Cloud is a bit challenging.
- Corent has helped clients migrate Dynamics CRM to the Cloud seamlessly using SurPaaS® MaaS™.



Corent has successfully solved the Dynamics CRM's Cloud migration puzzle and can migrate it to the Microsoft Azure Cloud with ease.



SurPaaS® MaaS™ is a real game changer in the Cloud migration landscape and enable many organizations to migrate their applications from on-premise to Microsoft Azure Cloud effortlessly.



Organizations need not worry about re-programming their application for optimizing it for Cloud migration as SurPaaS® MaaS™ can migrate any application to Microsoft Azure Cloud without re-programming.



SurPaaS® MaaS™' innovative process and its extensive knowledge base help organizations in substantially reducing their time and resources required for Cloud migration.

Migration Challenges

Migrating Dynamics CRM to the Cloud has its own set of challenges.

- Workloads which need to be moved along with Dynamics CRM to the Cloud have to be identified and included in the migration plan.
- Interconnections between different applications with the Dynamics CRM environment have to be discovered.
- One of the essential aspects to improve the performance of Dynamics CRM is to make changes to the hardware or software configuration in the Cloud for your environment.
- Identifying and designing the Dynamics CRM architecture that provides your business with scalability and global access is a challenging process.
- Pre-requisites needed for the Dynamics CRM to be installed in the Cloud has to be identified.
- Manual Cloud migration process poses the risk of incorrect execution because of the human factor and can result in substantial loss in time and cost.
- Data transfer from on-premise to the Cloud should be secured and seamless.
- It is important that the data migration should be completed without any data loss.

Identifying your current Dynamics CRM Architecture:

It is very crucial to identify your Dynamics CRM architecture at the beginning.

Re-Architecting Dynamics CRM Environment:

Exploring the possibilities of re-architecting your Dynamics CRM's topology in the Cloud is a vital step in designing the Dynamics CRM Cloud migration strategy.

Migrating Dynamics CRM and its Related Data to the Cloud:

It is difficult to manage the Dynamics CRM migration and its configuration in the Cloud without appropriate expertise.

Corent's Solution: Quick, Comprehensive, Consistent

Corent's ground-breaking solution to the Dynamics CRM Cloud migration problem using SurPaaS® MaaS™ has empowered rapid migration of Dynamics CRM environments from on-premise to the Microsoft Azure Cloud.



Assessment:

SurPaaS® MaaS™ scans the existing Dynamics CRM infrastructure – from hardware to different workloads – to assess if the Cloud migration will benefit the organization (see Figure 1).

- A comprehensive workload map of your Dynamics CRM environment is generated by SurPaaS® MaaS™ on completion of scan (see Figure 4) which gives a complete overview about the requirements and dependencies in the Dynamics CRM.

	Microsoft Azure		
Application Services	4	Operating System	5
IIS (WebServer)	5	OS Type	5
MSSQL (RDBMS)	4	Network	5
Application (DesktopApplication)	4	Outbound Internet Access	5
Platform	5	Accessible Ports	5
.NET	5	Cloudability	✓
Hardware	5		
Architecture	5		
Processor	5		
Memory	5		

Figure 1: Resource Efficiency Ratings

Corent's Solution (continued)

- By exploring different configurations available in the Microsoft Azure Cloud for your Dynamics CRM environment, the Operations Costs of Dynamics CRM in the Cloud can be modified using SurPaaS® MaaS™ (refer Figures 2 & 3).

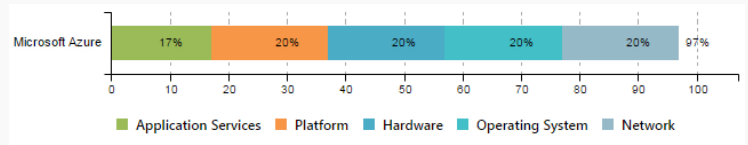
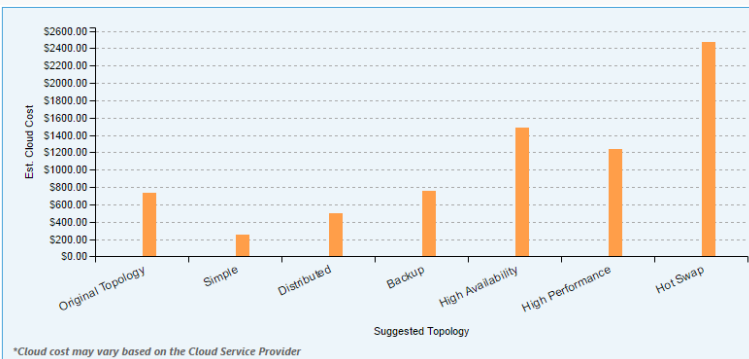


Figure 2: Cloud Compatibility Chart



- Different what-if scenarios involving various Cloud migration options, hardware configurations and potential PaaS features available in the Microsoft Azure Cloud can be tried out using SurPaaS® MaaS™ to compare and modify your Cloud migration costs.

* Cloud Costs shown in this bar chart are monthly costs for each suggested topology.

Figure 3: Cloud Migration Cost Chart

Application Server(s)	App VM	Database	AD
Hardware Details			
CPU Count	4	2	2
CPU Speed	2.90 GHz	2.40 GHz	2.40 GHz
Installed Memory (RAM)	7.50 GB	8.00 GB	4.00 GB
Processor Architecture	64 bit	64 bit	64 bit
Hard Disk	AWS PVDISK SCSI Disk (100.00 GB) C : 99.66 GB Unpartition : 0.34 GB	AWS PVDISK SCSI Disk (100.00 GB) C : 99.66 GB Unpartition : 0.34 GB	AWS PVDISK SCSI Disk (100.00 GB) C : 99.66 GB Unpartition : 0.34 GB
Operating System			
Name	Windows	Windows	Windows
Version	2012 R2	2012 R2	2012 R2
Architecture	64 bit	64 bit	64 bit
Network Information			
Public IP			
Private IP			
Domain Name			
Internet Access	Available	Available	Available

Figure 4: Identified Hardware Details

Corent's Solution (continued)

Re-Architecting for the Cloud Deployment:

SurPaaS® MaaS™ identifies the Dynamics CRM's current architecture using the workload map generated earlier and suggests various architectures (see Figure 6) for the Dynamics CRM's Microsoft Azure Cloud deployment which suits your business requirements.

Numerous Re-Architecting Options for Your Dynamics CRM Deployment to the Microsoft Azure Cloud

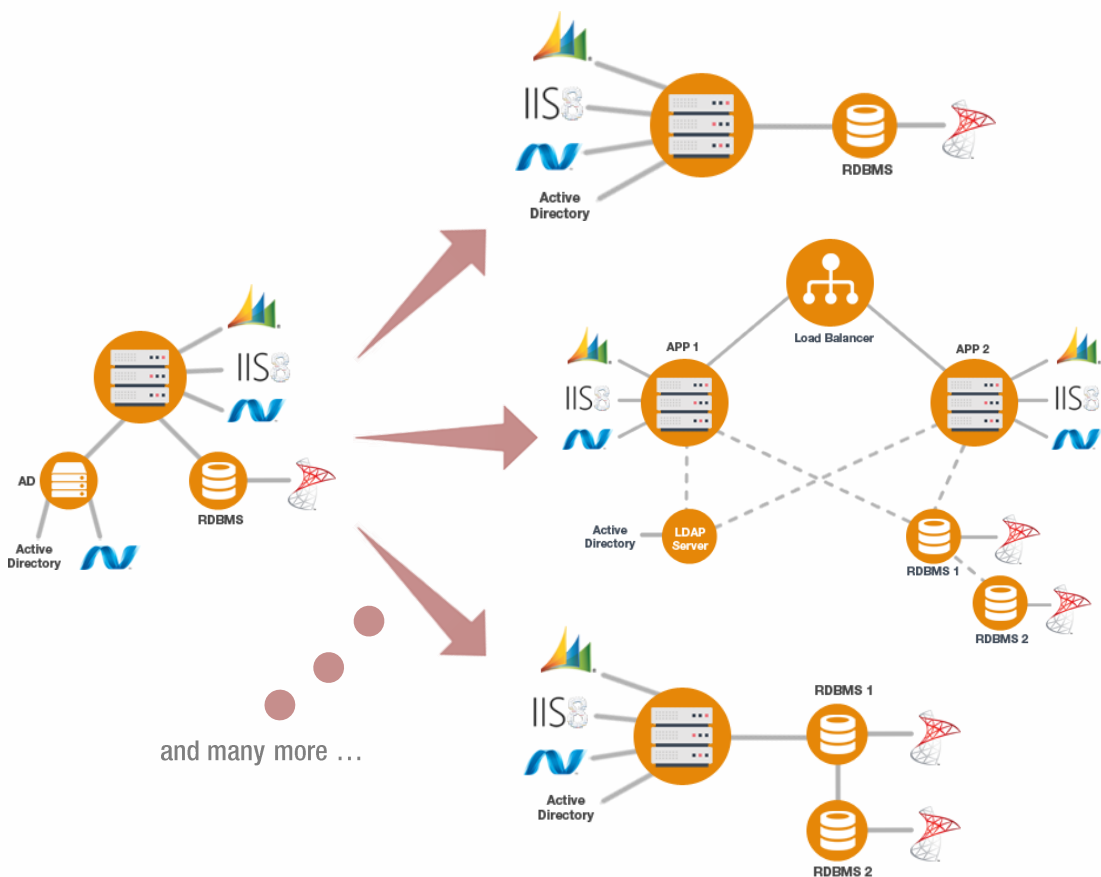


Figure 5: Re-Architecting Options

Corent's Solution (continued)

- Custom-build your own Dynamics CRM architecture using SurPaaS® MaaS™ if you choose not to use the suggested ones.
- Upgrade your current Dynamics CRM infrastructure by rightsizing VM resources for performance using the state-of-the-art and high-performance hardware options available from the Microsoft Azure Cloud.

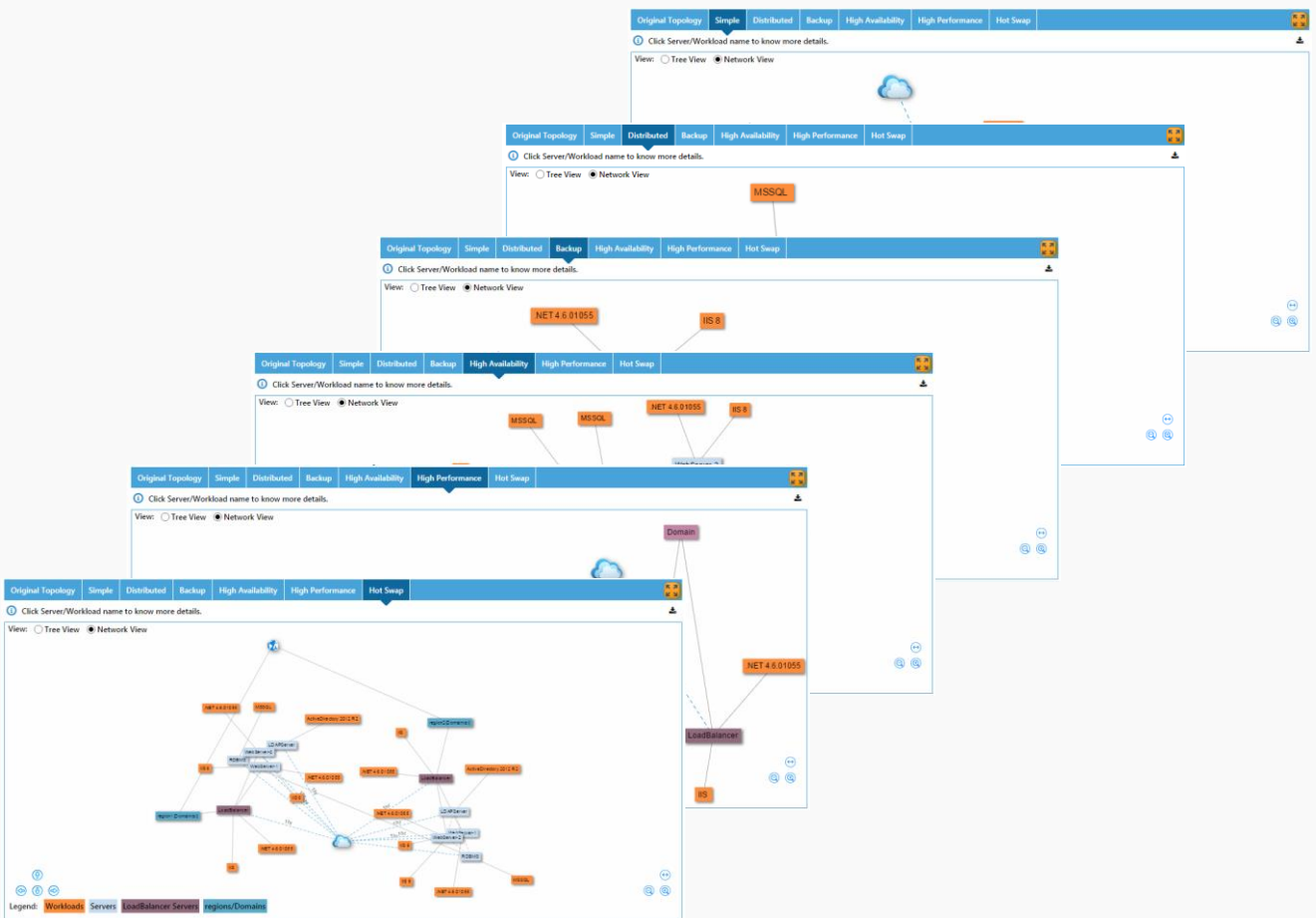


Figure 6: Some of the Suggested Application Architectures

Corent's Solution (continued)

Ops Planning:

SurPaaS® MaaS™ helps you to draft a feasible Cloud migration plan based on the Dynamics CRM assessment results and helps planning your migration strategy.

- Compare migration costs for various Cloud configurations by performing cost analysis for your Cloud migration plans.
- Based on your business requirements, select a suitable Dynamics CRM architecture for the Microsoft Azure Cloud using SurPaaS® MaaS™.
- Pilot migrations can be conducted to evaluate different Cloud migration strategies and narrow down to an ideal Dynamics CRM Cloud migration plan.

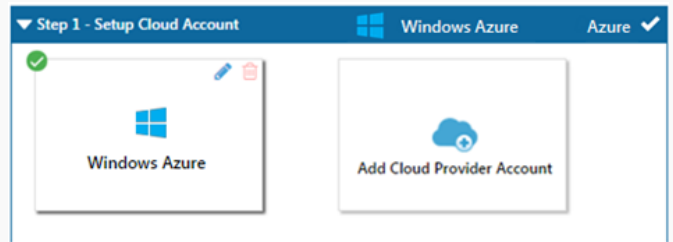


Figure 7: Selecting Microsoft Azure Cloud

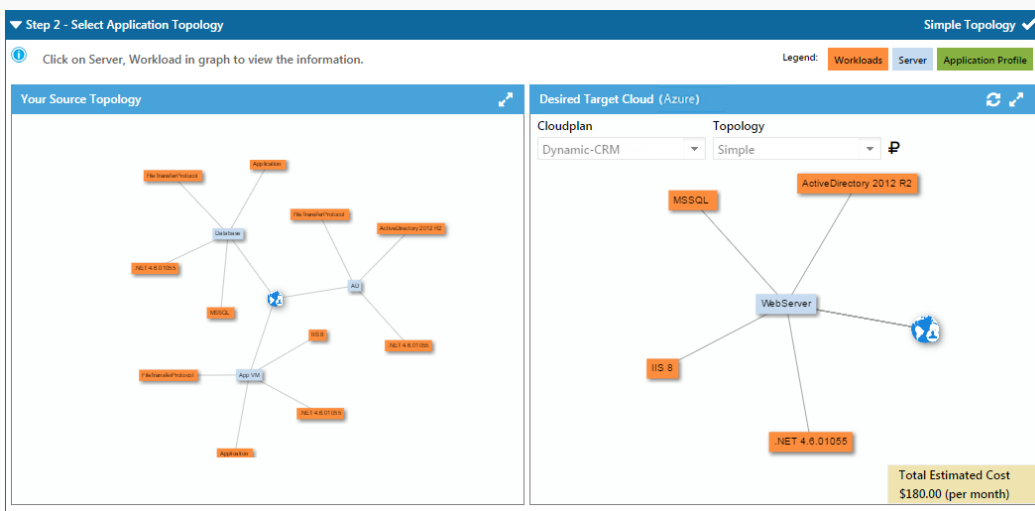


Figure 8: Selecting an Application Architecture

Corent's Solution (continued)

Migration:

Once the Dynamics CRM Cloud migration plan is decided, SurPaaS® MaaS™' easy-to-follow steps makes the Dynamics CRM's migration to the Microsoft Azure Cloud a simple task.

Server Name	OS Name	Auto Agent	Authentication	Port	Agent Status	Action
App VM	Windows	<input checked="" type="checkbox"/>	User Name Password	Powershell	✓ Installed	Validated
Database	Windows	<input checked="" type="checkbox"/>	User Name Password	Powershell	✓ Installed	Validated
AD	Windows	<input checked="" type="checkbox"/>	User Name Password	Powershell	✓ Installed	Validated

Figure 9: Setting up the Application

- SurPaaS® MaaS™' robust capability to integrate scripting in the migration plan (refer Figure 10) automates your Dynamics CRM Cloud migration.
- The migration of Dynamics CRM related data from on-premise to the Microsoft Azure Cloud will be done swiftly by SurPaaS® MaaS™.

Manual: Manually execute each script to migrate the application.
Automatic: Script execution will be performed automatically.

Script Execution Mode: Manual Automatic Start Migration

Cloud VM Provisioning

WebServer VM

- WebServer VM Provisioning ● Running [Firewall Settings](#) [View Details](#)
- Agent Installation ● Running [Register Agent](#)

Workloads [Add From Workload Store](#) [Add Workload Group](#)

Mouse hover on Group Name to select the Group for deleting.

Group Name	Status	Start Time	End Time	Actions
AD				↕ ↕ 🗑️ + -
AD_Install	✓ Success	07-29-2016	02:27:05 AM	🗑️ + -
MSSQL				↕ ↕ 🗑️ + -
MSSQL	✓ Success	07-29-2016	03:33:12 AM	🗑️ + -
DynamicCRM				↕ ↕ 🗑️ + -
DynamicCRM_Installation	✓ Success	07-29-2016	04:15:36 AM	🗑️ + -
DynamicCRM1				↕ ↕ 🗑️ + -
DynamicCRM_Installatio...	✓ Success	07-29-2016	05:18:52 AM	🗑️ + -

Access Application

Figure 10: Sample Successful Workloads Migration List

Corent's Solution (continued)

Cloud Migration Time

Cloud migration of a Dynamics CRM setup – with typical hardware configuration – would take only 3-16 hours from on-premise to the Microsoft Azure Cloud depending on several factors including the amount of data, RAM size and connection bandwidth.

Conclusion

Many organizations are forced to either retain their Dynamics CRM application on premise or to invest in the Dynamics CRM Online version due to lack of proper expertise in Cloud migration.

With the help of our award-winning Cloud migration platform SurPaaS® MaaS™, organizations can now migrate Dynamics CRM to the Microsoft Azure Cloud with ease. Corent has built in its unrivalled Cloud migration expertise into SurPaaS® MaaS™ which makes it a go-to choice platform for anyone who wants to migrate their Dynamics CRM (or any other application) to the Microsoft Azure Cloud.

Cloud Migration Comparison

SurPaaS[®] MaaS[™] vs. Manual

Cloud Migration Activities	Manual Cloud Migration	Cloud Migration Using SurPaaS [®] MaaS [™]
<i>Feasibility analysis of Applications to be migrated to the Microsoft Azure Cloud.</i>	Difficult to identify the application architecture for analyzing the feasibility of Cloud migration.	SurPaaS [®] MaaS [™] analyzes your application and builds a complete workload map for assessing the feasibility of Cloud migration.
<i>Operational and cost planning based on different what-if scenarios.</i>	Tedious to calculate the costs involved in the operations, application services, and for different hardware configurations available in the Cloud.	SurPaaS [®] MaaS [™] helps you to try out various Cloud migration options and hardware configurations and calculate the costs for each scenario.
<i>Optimizing scenario of choice with operational cost overview and service costs.</i>	Difficult to choose or design your application architecture and configurations based on your target budget.	SurPaaS [®] MaaS [™] helps you in planning and designing the application architecture based on your budget by means of its capability to compare cost for different configurations in the Microsoft Azure Cloud.
<i>Re-architecting your application architecture.</i>	Manually designing or re-architecting the application architecture takes substantial time and needs expertise.	SurPaaS [®] MaaS [™] helps in re-architecting your application as you want or also suggests architectures on its own based on your business requirements.
<i>Migrating applications to the Microsoft Azure Cloud.</i>	Challenging and time-consuming to carry out the Cloud migration manually as the steps has to be performed in a systematic manner with precision.	SurPaaS [®] MaaS [™] makes the application migration to Microsoft Azure Cloud simple and quick by means of its scripting support and in-built data/file transfer mechanisms.

Get in touch with us to see the Cloud Migration in action.

Corent Technology Inc.

Address: 75 Enterprise, Aliso Viejo, CA 92656, USA.

Phone: (949)-614-0634

Email: info@corenttech.com

Corent Europe

Phone: +31-(0) 205616270

Email: EU-info@corenttech.com

Corent Asia Pacific

Email: APAC-info@corenttech.com

This white paper is for information purposes only, and may contain typographical errors and technical inaccuracies. Corent Technology cannot be responsible for any errors or omissions in typography or photography. Corent Technology and SurPaaS® MaaS™ are trademarks of Corent Technology Inc. Microsoft, Active Directory, Azure, Microsoft Dynamics, SharePoint, SQL Server, IIS, Microsoft .NET Framework, and Windows are trademarks of the Microsoft Corporation in the United States and/or other countries. All other trademarks are property of their respective owners.